

2021 CONSUMER
CONFIDENCE REPORT ON
WATER QUALITY FOR 2020

ANNUAL WATER QUALITY REPORT



Yermo

Liberty is committed to providing customers with safe, quality drinking water. We are proud to present this Water Quality Report (Consumer Confidence Report) that shares detailed information regarding local water service and our compliance with state and federal quality standards during the 2020 calendar year.

Liberty makes appropriate investments each year to deliver water that meets safety standards established by the State Water Resources Control Board's Division of Drinking Water (DDW), California Public Utilities Commission (CPUC), and the United States Environmental Protection Agency (EPA). We invest responsibly to maintain the local water infrastructure because a strong infrastructure is key to delivering quality water. The water we deliver to your home or business is thoroughly tested by independent laboratories, and data is provided to DDW to verify compliance with primary and secondary state and federal water quality standards.

We know our customers rely on us for water that is safe to drink, and we take this responsibility seriously. At Liberty, "Energy and Water for Life" are more than a tagline. Our employees live in the community and take pride in providing quality water and reliable service to you and your neighbors.

If you have any questions about this report, please don't hesitate to contact us at 760-247-6484.

On behalf of the entire Liberty family, thank you for being a valued customer and neighbor. We are proud to be your water provider.

Sincerely,

Chris Alario
President, Liberty - California

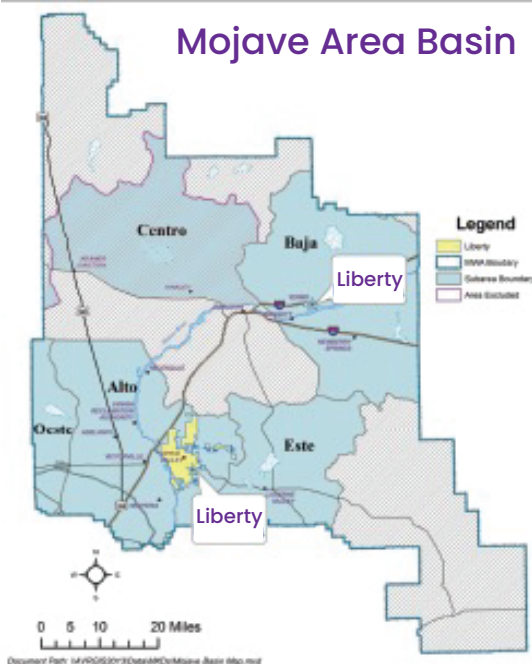
This report contains important information about your drinking water. Please contact Liberty at (800) 727-5987 for assistance in Spanish.

Este informe contiene información muy importante sobre su agua para beber. Favor comunicarse con Liberty al (800) 727-5987 para asistirlo en Español.



Where Does My Water Come From?

In 2020 Liberty – Yermo water system obtained 100% of its source water from two deep wells located in the community. These wells draw water from the deep Baja sub-unit of the Mojave ground water basin. This high-quality aquifer is recharged from snowmelt from the San Bernardino Mountains to the south, and the Mojave River to the west. Also, the Mojave Water Agency (MWA) imports water from the California State Water Project to spread in the Mojave River to help recharge the ground water. The map depicts the location of the Yermo water service area near the intersection of Interstate 15 and CA 40 in the Baja sub-unit. Also shown is the service area of Liberty, which operates the Yermo water system.



From The United States Environmental Protection Agency (USEPA)

The sources of drinking water (both tap water and bottled water) include rivers, lakes, streams, ponds, reservoirs, springs, and wells. As water travels over the surface of the land or through the ground, it dissolves naturally occurring minerals and, in some cases, radioactive material, and can pick up substances resulting from the presence of animals or human activity.

Contaminants that may be present in source water include:

- Microbial contaminants, such as viruses and bacteria, which may come from sewage treatment plants, septic systems, agricultural livestock operations, and wildlife.
- Inorganic contaminants, such as salts and metals, that can be naturally-occurring or result from urban storm water runoff, industrial or domestic wastewater discharges, oil and gas production, mining, or farming.
- Pesticides and herbicides that may come from a variety of sources such as agriculture, urban stormwater runoff, and residential uses.

- Organic chemical contaminants, including synthetic and volatile organic chemicals that are by-products of industrial processes and petroleum production, and can also come from gas stations, urban stormwater runoff, agricultural application, and septic systems.
- Radioactive contaminants that can be naturally-occurring or be the result of oil and gas production or mining activities.

In order to ensure that tap water is safe to drink, the USEPA and the State Water Resources Control Board (SWRCB) prescribe regulations that limit the amount of certain contaminants in water provided by public water systems. SWRCB also establish limits for contaminants in bottled water that provide the same protection for public health.

Drinking water, including bottled water, may reasonably be expected to contain at least small amounts of some contaminants. The presence of contaminants does not necessarily indicate that water poses a health risk. More information about contaminants and potential health effects can be obtained by calling the USEPA's Safe Drinking Water Hotline at 1-800-426-4791.

Sensitive Populations May Be More Vulnerable

Some people may be more vulnerable to contaminants in drinking water than the general population. Persons with compromised immune systems such as persons with cancer undergoing chemotherapy, persons who have undergone organ transplants, people with HIV/AIDS or other immune disorders, some elderly, and infants can be particularly at risk from infections. These people should seek advice about drinking water from their health care providers. The USEPA and Centers for Disease Control (CDC) guidelines on appropriate means to lessen the risk of infection by *Cryptosporidium* and other microbial contaminants are available from the Safe Drinking Water Hotline at 1-800-426-4791.

What Are Drinking Water Standards?

Drinking water standards are the regulations set by the USEPA to control the level of contamination in the nation's drinking water. The USEPA and the SWRCB are the agencies responsible for establishing drinking water quality standards in California. These standards are part of the Safe Drinking Water Act's "multiple barrier approach" to drinking water protection.

This approach includes assessing and protecting drinking water sources; protecting wells and surface water; making sure water is treated by qualified operators; ensuring the integrity of the distribution system; and making information about water quality available to the public. The water delivered to your home meets the standards required by the USEPA and the SWRCB.

If you would like more information about water quality, or to find out about upcoming opportunities to participate in public meetings, please call Jeremy Caudell at 760-240-8334.

What Are The Drinking Water Standards? (cont.)

This report describes those contaminants that have been detected in the analyses of almost 200 different potential contaminants, nearly 100 of which are regulated by the USEPA and the SWRCB.

Liberty is proud to tell you that there have been no contaminants detected that exceed any federal or state drinking water standards. Hundreds of samples analyzed every month by Liberty's contract certified laboratories assure that all primary (health-related) and secondary (aesthetic) drinking water standards are being met. Sample results are available on the Table that is part of this report.

This report is intended to provide information for all water users. If received by an absentee landlord, a business, or a school, please share the information with tenants, employees or students. We are happy to make additional copies of this report available. You may also access this report on Liberty's web page at www.libertyutilities.com.

Source Water Assessment

The 1996 Safe Drinking Water Act amendments required states to perform an assessment of potentially contaminating activities near drinking water sources of all water utilities. The SWRCB completed the Source Water Assessment in 2003 and updated it in 2011. Yermo wells are considered most vulnerable to the following activities: housing – low and high density; septic systems – low and high density; transportation corridors – roads and streets, freeways, and state highways; schools; railroad yards/maintenance/fueling areas; and underground storage tanks.

A copy of the complete assessment is available at Liberty's Apple Valley office, and at the SWRCB office in San Bernardino. You may request a summary of the assessment by contacting Jeremy Caudell Liberty– Apple Valley at 760-240-8334; or by contacting the SWRCB office in San Bernardino at 909-383-4328.

Important Health Information

Gross Alpha

Certain minerals are radioactive and may emit a form of radiation known as alpha radiation. Some people who drink water containing alpha emitters in excess of the MCL over many years may have an increased risk of getting cancer.

Uranium

Some people who drink water containing uranium in excess of the MCL over many years may have an increased risk of getting cancer.

Lead

While there have never been any problems with lead in our water system, the USEPA and the SWRCB require the following information to be presented in this report. If present, elevated levels of lead can cause serious health problems, especially for pregnant women and young children. Lead in drinking water is primarily from materials and components associated with service lines and home plumbing. Liberty is responsible for providing high quality drinking water, but cannot control the variety of materials used in plumbing components. When your water has been sitting for several hours, you can minimize the potential for lead exposure by flushing your tap for 30 seconds to 2 minutes before using water for drinking or cooking.

Lead (cont.)

If you are concerned about lead in your water, you may wish to have your water tested. Information on lead in drinking water, testing methods, and steps you can take to minimize exposure are available from the Safe Drinking Water Hotline or at <http://www.epa.gov/lead>.

Water Conservation Tips for Consumers

Did you know that the average U.S. household uses approximately 400 gallons of water per day or 100 gallons per person per day? Luckily, there are many low-cost and no-cost ways to conserve water. Small changes can make a big difference – try one today and soon it will become second nature.

- Take short showers – a 5 minutes shower uses 4 to 5 gallons of water compared to up to 50 gallons for a bath.
- Shut off water while brushing your teeth, washing your hair, and shaving and save up to 500 gallons a month.
- Use a water-efficient showerhead. They are inexpensive, easy to install, and can save you up to 750 gallons a month.
- Run your clothes washer and dishwasher only when they are full. You can save up to 1,000 gallons a month.
- Water plants only when necessary.
- Fix leaking toilets and faucets. Faucet washers are inexpensive and take only a few minutes to replace. To check your toilet for a leak, place a few drops of food coloring in the tank and wait. If it seeps into the toilet bowl without flushing, you have a leak. Fixing it or replacing it with a new, more efficient model can save up to 1,000 gallons a month.
- Adjust sprinklers so only your lawn is watered. Apply water only as fast as the soil can absorb it and during the cooler parts of the day to reduce evaporation.
- Teach your kids about water conservation to ensure a future generation that uses water wisely. Make it a family effort to reduce next month's water bill!
- Visit <https://www.epa.gov/watersense> for more information.




Yermo 2020 Annual Water Quality Report

Primary Standards - Health Based	Primary MCL	PHG (MCLG)	Range of Detection	Average Level	Most Recent Sampling Date (a)	Typical Source of Constituent
Inorganic Constituents						
Fluoride (mg/L)	2.0	1	0.48 - 0.56	0.52	2018	Erosion of natural deposits; water additive that promotes strong teeth; discharge from fertilizer and aluminum factories
Nitrate [as N] (mg/L)	10	10	ND - 1.4	0.88	2020	Runoff and leaching from fertilizer use; leaching from septic tanks and sewage; erosion of natural deposits
Radioactive Constituents						
Gross Alpha Activity (pCi/L)	15	(0)	13.4-21.2	16.05 a (*)	2020	Erosion of natural deposits
Uranium (pCi/L)	20	0.43	11.3-18.8	13.55	2020	Erosion of natural deposits
(*) The MCL is based off of gross alpha minus the uranium level. The gross alpha level in your tap water is in compliance with the MCL.						
Secondary Standards - Aesthetic	Secondary MCL	PHG (MCLG)	Range of Detection	Average Level	Most Recent Sampling Date	Typical Source of Constituent
Chloride (mg/L)	500	n/a	32 - 39	36	2018	Runoff/leaching from natural deposits; seawater influence
Specific Conductance (µS/cm)	1600	n/a	500 - 520	510	2018	Substances that form ions when in water; seawater influence
Sulfate (mg/L)	500	n/a	41	41	2018	Runoff/leaching from natural deposits; industrial wastes
Total Dissolved Solids (mg/L)	1000	n/a	280 - 310	295	2018	Runoff/leaching from natural deposits
Other Parameters	Notification Level	PHG (MCLG)	Range of Detection	Average Level	Most Recent Sampling Date	Typical Source of Constituent
Alkalinity (mg/L)	n/a	n/a	180	180	2018	The sum of polyvalent cations present in the water, generally magnesium and calcium; the cations are usually naturally occurring
Calcium (mg/L)	n/a	n/a	39 - 43	41	2018	
Hardness [as CaCO ₃] (mg/L) (b)	n/a	n/a	120 - 130	125	2018	
Hardness [as CaCO ₃] (grains/gal)	n/a	n/a	7.0 - 7.6	7.3	2018	
Magnesium (mg/L)	n/a	n/a	6.1 - 6.7	6.4	2018	
pH (pH units)	n/a	n/a	8.2 - 8.3	8.3	2018	
Potassium (mg/L)	n/a	n/a	1.5 - 1.6	1.6	2018	
Sodium (mg/L)	n/a	n/a	54 - 58	56	2018	Refers to the salt present in the water and is generally naturally occurring



Meets/
Exceeds
Regulations




Yermo Water System - Distribution Water Quality

Microbiological Constituents	Primary MCL	PHG (MCLG)	Value		Most Recent Sampling Date	Typical Source of Constituent
Total Coliform Bacteria <40 Samples/Month (Present / Absent)	No more than 1 positive monthly sample	(0)	0		2020	Naturally present in the environment
Disinfection Byproducts and Disinfectant Residuals	Primary MCL (MRDL)	PHG (MRDLG)	Range of Detection	Average Level	Most Recent Sampling Date	Typical Source of Constituent
Chlorine [as Cl ₂] (mg/L)	(4.0)	(4)	0.34-1.76	0.89	2020	Drinking water disinfectant added for treatment
Lead and Copper Rule	Action Level	PHG (MCLG)	Sample Data	90th % Level	Most Recent Sampling Date	Typical Source of Constituent
Copper (mg/L)	1.3	0.3	0 of the 20 samples collected exceeded the action level.	0.09	2020	Internal corrosion of household plumbing systems; erosion of natural deposits; leaching from wood preservatives
Lead (µg/L)	15	0.2	0 of the 20 samples collected exceeded the action level.	ND	2020	Internal corrosion of household plumbing systems; discharges from industrial manufacturers; erosion of natural deposits



Meets/
Exceeds
Regulations



KEY TO ABBREVIATIONS AND FOOTNOTES

mg/L or ppm = milligrams per liter or parts per million

µg/L or ppb = micrograms per liter or parts per billion

ng/L or ppt = nanograms per liter or parts per trillion

ρCi/L = picoCuries per liter

NA or N/A = Not applicable or Not required

ND = Not detected

TT = Treatment Technique

NL = Notification Level

NTU = Nephelometric Turbidity Units. This is a measure of suspended material in the water (a) = Turbidity is a measure of the cloudiness of the water and is a good indicator of water

Most Recent Sampling Date (a) The state allows us to monitor for some parameters less than once per year because the concentrations of these parameters in groundwater sources do not change frequently. Some of the data, though representative, are more than one year old.

Hardness [as CaCO₃](mg/l) (b) Hardness is the sum of polyvalent cations present in the water, generally magnesium and calcium. The cations are usually naturally occurring.

DEFINITIONS

Maximum Contaminant Level (MCL): The highest level of a contaminant that is allowed in drinking water. Primary MCLs are set as close to the PHGs (or MCLGs) as is economically and technologically feasible. Secondary MCLs are set to protect the odor, taste, and appearance of drinking water.

Maximum Contaminant Level Goal (MCLG): The level of a contaminant in drinking water below which there is no known or expected risk to health. MCLGs are set by the U.S. Environmental Protection Agency.

Public Health Goal (PHG): The level of a contaminant in drinking water below which there is no known or expected risk to health. PHGs are set by the California Environmental Protection Agency.

Primary Drinking Water Standard (PDWS): MCLs, MRDLs and treatment techniques (TTs) for contaminants that affect health, along with their monitoring and reporting requirements.

Maximum Residual Disinfectant Level (MRDL): The highest level of a disinfectant allowed in drinking water. There is convincing evidence that addition of a disinfectant is necessary for control of microbial contaminants

Maximum Residual Disinfectant Level Goal (MRDLG): The level of a drinking water disinfectant below which there is no known or expected risk to health. MRDLGs do not reflect the benefits of the use of disinfectants to control microbial contaminants

Regulatory Action Level (AL): The concentration of a contaminant which, if exceeded, triggers treatment or other requirements that a water system must follow.

Treatment Technique (TT): A required process intended to reduce the level of a contaminant in drinking water.

